

Format of holding of specified securities

1. Name of Listed Entity: TERAI TEA CO. LTD. (CIN:L51226WB1973PLC029009)
2. Scrip Code 530533 Name of Scrip - - Class of Security Equity
3. Share Holding Pattern Filed under : Reg. 31(1)(a)/Reg. 31(1)(b)/Reg. 31(1)(c)
 - a. If under 31 (1)(b) then indicate the report for Quarter ending: 30/12/2023
 - b. If under 31(1)(c) then indicate date of allotment/extinguishment

4. Declaration : The Listed entity is required to submit the following declaration to the extent of submission of information:-

Particulars	Yes*	No*
1 Whether the Listed Entity has issued any partly paid up shares?		No
2 Whether the Listed Entity has issued any Convertible Securities or Warrants?		No
3 Whether the Listed Entity has any shares against which depository receipts are issued?		No
4 Whether the Listed Entity has any shares in Locked-in?		No
5 Whether any shares held by promoters are pledge or otherwise encumbered?		No
6 Whether company has equity shares with differential voting rights?		No
7 Whether the Listed Entity has any significant beneficial owner?	Yes	No

* If the Listed Entity selects the option 'No' for the questions above, the column for the partly paid up shares, Outstanding Convertible Securities/Warrants, depository receipts, locked-in shares, No of shares pledged or otherwise encumbered by promoters, as applicable, shall not be displayed at the time of dissemination on the Stock Exchange website. Also wherever there is 'No' declared by Listed Entity in above table the values will be considered as 'Zero' by default on submission of the format of holding of specified securities.

5. The tabular format for disclosure of holding of specified securities is as follows:-




Category of shareholder (I)	Nos. of shareholders (III)	No. of fully paid up equity shares held (IV)	No. of Partly paid-up equity shares held (V)	No. of shares underlying Depository Receipts (VI)	Total nos. shares held (VII)=(IV)+(V)+(VI)	Shareholding as a % of total no. of shares (calculated as per SCRR, 1957) (VIII) As a % of (A+B+C2)	Number of Voting Rights held in each class of securities (IX)			Shareholding as a % assuming full conversion of convertible securities (as a percentage of diluted share capital) (XI)=(VII)+(X) As a % of (A+B+C2)	Number of Locked in shares (XII)		Number of shares pledged or otherwise encumbered (XIII)	Number of equity shares held in dematerialized form (XIV)
							Class egx	Class egy	Total		No. (a)	As a % of total shares held (b)		
(A) Promoter & Promoter group	4	5055087	0	0	5055087	73.4826	5055087	0	0	73.4826	0	0.0000	0	5055087
(B) Public	2124	1824213	0	0	1824213	26.5174	1824213	0	0	26.5174	0	0.0000	0	1765282
(C) Non Promoter- Non Public														
(C1) Shares underlying DRs						NA								
(C2) Shares held by Employee Trusts														
Total	2128	6879300	0	0	6879300	100.0000	6879300	0	0	100.0000	0	0.0000	0	6620369



TEBA TEA CO. LTD.
Table II - Statement showing shareholding pattern of the Promoter and Promoter Group as on 30/12/2023

Category & Name of the Shareholders (I)	Entity type i.e. promoter OR promoter group entity (except promoter)	PAN (II)	Nos. of Shareholders (III)	No. of fully paid up equity shares held (IV)	Partly paid-up equity shares held (V)	Nos. of shares underlying Depository Receipts (VI)	Total nos. shares held (VII)=(IV)+(V)+(VI)	Shareholding % as per SCRR 1957 As a % of (A+B+C2) (VIII)	Number of Voting Rights held in each class of securities (X)			Shareholding as a % assuming full conversion of convertible securities (as a percentage of diluted share capital) (X)+(VII)+(X) (A+B+C2)	Number of Locked in shares (XII)		Number of shares pledged or otherwise encumbered (XIII)	Number of equity shares held in dematerialized form (XIV)
									Class x	Class y	Total		No. (a)	As a % of total shares held (b)		
(1) Indian: Individuals/Hindu undivided Family																
(2) Family			2	4555087	0	0	4555087	66.2144	4555087	66.2144	0	0.0000	0	0.0000	0	4555087
(3) Promoter	Aliit Kumar Agarwala	AFRP2183G	1	2576800	0	0	2576800	37.4573	2576800	37.4573	0	0.0000	0	0.0000	0	2576800
(4) Promoter	SHASHI KALA AGARWALA	AEWPA8198P	1	1978287	0	0	1978287	28.7571	1978287	28.7571	0	0.0000	0	0.0000	0	1978287
(5) Central Government/State Government(S)																
(6) Financial Institutions/Banks																
(7) Any Other (Specify)																
(8) Bodies Corporate			2	500000	0	0	500000	7.2682	500000	7.2682	0	0.0000	0	0.0000	0	500000
(9) ABHIJIT TEA COMPANY PVT. LTD.	Promoter Group	AACCA3215A	1	470000	0	0	470000	6.8321	470000	6.8321	0	0.0000	0	0.0000	0	470000
(10) JALDACA TEA PLANTATIONS PRIVATE LIMITED	Promoter Group	AAACJ7109G	1	30000	0	0	30000	0.4361	30000	0.4361	0	0.0000	0	0.0000	0	30000
(11) Sub Total			4	5055087	0	0	5055087	73.4826	5055087	73.4826	0	0.0000	0	0.0000	0	5055087
(12) Foreign: Individuals (Non-Resident Individuals/Foreign Individuals)																
(13) Government																
(14) Institutions																
(15) Foreign Portfolio Investor																
(16) Any Other (Specify)																
(17) Sub Total			0	0	0	0	0	0.0000	0	0.0000	0	0.0000	0	0.0000	0	0
(18) Total Shareholding of Promoter and Promoter Group (A)=(A1)+(A2)			4	5055087	0	0	5055087	73.4826	5055087	73.4826	0	0.0000	0	0.0000	0	5055087





Category & Name of the Shareholders (I)	PAN (II)	Nos. of shareholders (III)	No. of fully paid up equity shares held (IV)	Partly paid up equity shares held (V)	Nos. of shares underlying Depository Receipts (VI)	Total nos. shares held (VII)=(IV)+(V)+(VI)	Shareholding % calculated as per SCRR, 1957 As a % of (A+B+C2) (VIII)	Number of Voting Rights held in each class of securities (X)			Total Shareholding as a % assuming full conversion of convertible securities (as a percentage of diluted share capital) (XI)=(VII)+(X) As a % of (A+B+C2)	Number of Locked in shares (XII)		Number of shares pledged or otherwise encumbered (XIII)	Sub-categorization of shares (XV) Shareholding (No of shares) under
								Class x	Class y	Total		No. (a)	As a % of total shares held (b)		
														No of Voting Rights	No of shares Underlying convertible securities (including Warrants) (X)
(1) Mutual Funds															
(b) Venture Capital Funds															
(c) Alternate Investment Funds															
(d) Banks															
(e) Insurance Companies															
(f) Provident Funds / Pension Funds															
(g) Asset Reconstruction Companies															
(h) Sovereign Wealth Funds															
(i) NBFCs Registered with RBI															
(j) Other Financial Institutions															
(k) Any Other (specify)															
(2) Sub Total Institutions (Foreign)		0	0	0	0	0	0.0000	0	0	0	0	0	0	0	0
(a) Foreign Direct Investment															
(b) Foreign Venture Capital Investors															
(c) Sovereign Wealth Funds															
(d) Foreign Portfolio Investors Category I															
(e) Foreign Portfolio Investors Category II															
(f) Overseas Depositories (holding DRs) (balancing figure)															
(g) Any Other (specify)															
(3) Sub Total Central Government / State Government(s)		0	0	0	0	0	0.0000	0	0	0	0	0	0	0	0
(a) Central Government / President of India															
(b) State Government / Governor															
(c) Shareholding by Companies or Bodies Corporate where Central/State Government is a promoter															
(4) Sub Total Non-Institutions Associate Companies / Subsidiaries		0	0	0	0	0	0.0000	0	0	0	0	0	0	0	0
(a) Subsidiaries															

Table III - Statement Showing shareholding pattern of the Public shareholder, as on 30/12/2023

(b)	(c)	(d)	(e)	(f)	(g)	(h)	(i)	(j)	(k)	(l)	Number of Voting Rights held in each class of securities (X)			Total Shareholding as a % assuming full conversion of convertible securities (as a percentage of diluted share capital) (X)-(VII)-(X) As a % of (A+B+C2) (VII)	Number of Locked in shares (XI)		Number of shares pledged or otherwise encumbered (XII)	Sub-categorization of shares (XV)		
											No of Voting Rights				No of shares underlying convertible securities (including Warrants) (X)	As a % of total shares held (b)		As a % of total equity shares held in dematerialized form (XIV)	Sub-Category (i)	Sub-Category (ii)
											Class X	Class Y	Total							
Category & Name of the Shareholders (i) Directors and their relatives (excluding independent directors and nominee directors)																				
(b)																				
(c)																				
(d)																				
(e)																				
(f)																				
(g)																				
(h)																				
(i)																				
(j)																				
(k)																				
(l)																				
(m)																				
Details of the shareholders acting as persons in Concert																				
SI No	Name	Shares																		
	PAN																			
	NIL																			



Table IV - Statement Showing shareholding pattern of the Non Promoter - Non Public shareholder as on 30/12/2023

Category & Name of the Shareholders (I)	PAN (II)	No of shareholders (III)	No. of fully paid up equity shares held (IV)	Partly paid-up equity shares held (V)	Nos. of underlying Depository Receipts (VI)	Total nos. shares held (VII)=(IV)+(V)+(VI)	Shareholding % calculated as per SCRR, 1957) As a % of (A+B+C2) (VIII)	Number of Voting Rights held in each class of securities (IX)		Total Shareholding as a % assuming full conversion of convertible securities (as a percentage of diluted share capital) (XI)=(VII)+(X)	Number of Locked in shares (XII)	Number of shares pledged or otherwise encumbered (XIII)	Number of equity shares held in dematerialized form (XIV)						
								Class x	Class y					Total	No of shares outstanding convertible securities (including Warrants) (X)	As a % of total shares held (b)	No. (a)	No. (e)	No. (b)
(1) Custodian / DR Holder																			
(2) Employee Benefit Trust/Employee Welfare Trust under SEBI (Share based Employee Benefits and Sweat Equity) Regulations, 2021																			
Total Non Promoter - Non Public Shareholding (C)=(I)+(C)(2)			0	0	0	0	0.0000	0	0	0.0000	0	0.0000	0						





Table V - Statement showing details of significant beneficial owners as on 30/12/2023

Sr No	Details of the (SBO)		Details of the registered owner				Whether by virtue of: (III)				Date of creation / acquisition of significant beneficial interest (IV)	
	Name	PAN / Passport No. in case of a foreign national	Nationality	Name	PAN / Passport No. in case of a foreign national	Nationality	Shares (%)	Voting rights (%)	Rights on distributable dividend or any other distribution (%)	Exercise of control		Exercise of significant influence
1	Ajit Kumar Agarwala		INDIAN	Ajit Kumar Agarwala	AFRPA2183G	INDIAN	2576800	37.4573				
2	SHASHI KALA AGARWALA		INDIAN	SHASHI KALA AGARWALA	AEWPA8198P	INDIAN	1978287	28.7571				
	Total						4555087	66.2144				



TERAI TEA CO. LTD.

Table VI - Statement showing foreign ownership limits as on 30/12/2023

	Board approved limits	Limits utilized
As on shareholding date	100	0.11
As on 30/09/2023	100	0.03
As on 30/06/2023	100	0.03
As on 31/03/2023	100	0.03
As on 31/12/2022	100	0.03



TERAI TEA CO. LTD.				
Distribution Schedule as on 30/12/2023				
Share Holding	No of Holders	% age	No of Shares	% age
Upto 50	1112	52.2556	9800	0.1425
51 to 100	337	15.8365	32052	0.4659
101 to 150	56	2.6316	7203	0.1047
151 to 250	211	9.9154	42913	0.6238
251 to 500	208	9.7744	83258	1.2103
501 to 5000	175	8.2237	280943	4.0839
Above 5000	29	1.3628	6423131	93.3690
Grand Total	2128	100.0000	6879300	100.0000
Distribution Schedule as on 30/12/2023				
Share Holding	No of Holders	% age	No of Shares	% age
Upto 500	1924	90.4135	175226	2.5471
501 to 1000	94	4.4173	77635	1.1285
1001 to 2000	36	1.6917	51549	0.7493
2001 to 3000	19	0.8929	49430	0.7185
3001 to 4000	15	0.7049	51709	0.7517
4001 to 5000	11	0.5169	50620	0.7358
5001 to 10000	10	0.4699	81308	1.1819
Above 10000	19	0.8929	6341823	92.1870
Grand Total	2128	100.0000	6879300	100.0000
Distribution Schedule as on 30/12/2023				
Notional Value of (Rs.)	No of Holders	% age	Amount (Rs.)	% age
Upto 5000	1924	90.4135	1752260	2.5471
5001 to 10000	94	4.4173	776350	1.1285
10001 to 20000	36	1.6917	515490	0.7493
20001 to 30000	19	0.8929	494300	0.7185
30001 to 40000	15	0.7049	517090	0.7517
40001 to 50000	11	0.5169	506200	0.7358
50001 to 100000	10	0.4699	813080	1.1819
Above 100000	19	0.8929	63418230	92.1870
Grand Total	2128	100.0000	68793000	100.0000



TERAI TEA CO. LTD.						
Shareholding Summary as on 30/12/2023						
Form	As per Folio/Client Id				As per PAN	
	No of Records	% to Total Records	No of Shares	% to Total Shares	No of Records	No of Shares
PHYSICAL	355	15.9766	58931	0.8566	354	58931
NSDL	706	31.7732	6370623	92.6057	680	6370623
CDSL	1161	52.2502	449746	6.5377	1136	449746
TOTAL	2222	100.0000	6879300	100.0000	2170	6879300

