

**Format of holding of specified securities**

1. Name of Listed Entity: TERAI TEA CO. LTD. (CIN:L51226WB1973PLC029009)
2. Scrip Code 530533 Name of Scrip -, Class of Security Equity
3. Share Holding Pattern Filed under : Reg. 31(1)(a)/Reg. 31(1)(b)/Reg. 31(1)(c)
  - a. If under 31 (1)(b) then indicate the report for Quarter ending: 31/12/2020
  - b. If under 31(1)(c) then indicate date of allotment/extinguishment

4. **Declaration** : The Listed entity is required to submit the following declaration to the extent of submission of information:-


Particulars	Yes*	No*
1 Whether the Listed Entity has issued any partly paid up shares?		No
2 Whether the Listed Entity has issued any Convertible Securities or Warrants?		No
3 Whether the Listed Entity has any shares against which depository receipts are issued?		No
4 Whether the Listed Entity has any shares in Locked-in?		No
5 Whether any shares held by promoters are pledge or otherwise encumbered?		No

\* If the Listed Entity selects the option 'No' for the questions above, the columnus for the partly paid up shares, Outstanding Convertible Securities/Warrants, depository receipts, locked-in shares, No of shares pledged or otherwise encumbered by promoters, as applicable, shall not be displayed at the time of dissemination on the Stock Exchange website. Also wherever there is 'No' declared by Listed Entity in above table the values will be considered as 'Zero' by default on submission of the format of holding of specified securities.


5. The tabular format for disclosure of holding of specified securities is as follows:-



Category (I)	Category of shareholder (II)	Nos. of shareholders (III)	No. of fully paid up equity shares held (IV)	No. of Partly paid-up equity shares held (V)	No. of shares underlying Depository Receipts (VI)	Total nos shares held (VII)=(IV)+(V)+(VI)	Shareholding as a % of total no. of shares (calculated as per SCRR, 1957) (VIII) As a % of (A+B+C2)	Number of Voting Rights held in each class of securities (IX)			No of shares underlying convertible securities (including Warrants) (X)	Shareholding as a % assuming full conversion of convertible securities (as a percentage of diluted share capital) (XI)=(VII)+(X) As a % of (A+B+C2)	Number of Locked in shares (XII)		Number of shares pledged or otherwise encumbered (XIII)		Number of equity shares held in dematerialized form (XIV)
								Class eg. x	No of Voting Rights	Total			As a % of total shares held (b)	No. (a)	As a % of total shares held (b)	No. (a)	
(A)	Promoter & Promoter group	5	5103100	0	0	5103100	74.1805	5103100	0	74.1805	0	0	0	0	0	0	5103100
(B)	Public	1525	1776200	0	0	1776200	25.8195	1776200	0	25.8195	0	0	0	0	0	0	1626234
(C)	Non Promoter- Non Public																
(C1)	Shares underlying DRs						NA										
(C2)	Shares held by Employee Trusts																
	Total	1530	6879300	0	0	6879300	100.0000	6879300	0	100.0000	0	0	0	0	0	0	6729334



(1)	(2)	(3)	(4)	(5)	(6)	(7) Number of Voting Rights held in each class of securities (IX)			(8) Shareholding as a % assuming conversion of convertible securities (as a percentage of diluted share capital) (XI)=(VII)+(X)+(A+B+C2)	(9) Number of Locked in shares (XII)	(10) Number of shares pledged or otherwise encumbered (XIII)	(11) Number of equity shares held in dematerialized form (XIV)
						Class x	Class y	Total				
		(I) Nos. of shareholders	(II) No. of fully paid up equity shares held	(III) Partly paid-up equity shares held (V)	(IV) Nos. of underlying Depository Receipts (VI)	(VII) Total nos. shares held (VII)=(IV)+(V)+(VI)	(VIII) Shareholding as per SCRR 1957 As a % of (A+B+C2) (VIII)	(IX) Total Voting rights	(X) No of shares outstanding convertible securities (including Warrants)	(a) No. (a)	(b) As a % of total shares held (b)	
(a)	Individuals/Hindu undivided Family	PAN	2	4475600	0	4475600	65.0589	6505689	0	65.0589	0	4475600
			1	2576800	0	2576800	37.4573	374573	0	37.4573	0	2576800
			1	1898800	0	1898800	27.6016	276016	0	27.6016	0	1898800
(b)	Central Government/State Government(s)								0	0.0000	0	0
(c)	Financial Institutions/Banks								0	0.0000	0	0
(d)	Any Other (specify)								0	0.0000	0	0
	Bodies Corporate		3	627500	0	627500	9.1216	91216	0	9.1216	0	627500
	ABHIJIT TEA COMPANY PVT LTD.		1	470000	0	470000	6.8321	68321	0	6.8321	0	470000
	TERAI FINANCIAL SERVICES PRIVATE LIMITED		1	127500	0	127500	1.8534	18534	0	1.8534	0	127500
	JALDACCA TEA PLANTATIONS PRIVATE LIMITED		1	30000	0	30000	0.4361	4361	0	0.4361	0	30000
	Sub Total		5	5103100	0	5103100	74.1805	741805	0	74.1805	0	5103100
(2)	Foreign Individuals (Non-Resident Individuals/Foreign Individuals)								0	0.0000	0	0
(a)	Individuals/Foreign Individuals								0	0.0000	0	0
(b)	Government								0	0.0000	0	0
(c)	Institutions								0	0.0000	0	0
(d)	Foreign Portfolio investor								0	0.0000	0	0
(e)	Any Other (specify)								0	0.0000	0	0
	Sub Total		0	0	0	0	0.0000	0	0	0.0000	0	0
	Total Shareholding of Promoter and Promoter Group (A)=(I)+(A)(2)		5	5103100	0	5103100	74.1805	741805	0	74.1805	0	5103100



Category & Name of the Shareholders (I)	PAN (II)	Nos. of shareholders (III)	No. of fully paid up equity shares held (IV)	Partly paid up equity shares held (V)	Nos. of shares underlying Depository Receipts (VI)	Total nos. shares held (VII) = (IV) + (V) + (VI)	Shareholding % calculated as per SCRR, 1957) As a % of (A+B+C2) (VIII)	Number of Voting Rights held in each class of securities (IX)		Shareholding as a % assuming full conversion of convertible securities (as a percentage of diluted share capital) (XI) = (VII) + (X)	As a % of (A+B+C2)	Number of Locked in shares (XII)	Number of shares pledged or otherwise encumbered (XIII)	As a % of total shares held in dematerialized form (XIV)
								Class x	Class y Total					
(1) Institutions														
(a) Mutual Funds / UTI														
(b) Venture Capital Funds														
(c) Alternate Investment Funds														
(d) Foreign Venture Capital Investors														
(e) Foreign Portfolio Investors														
(f) Financial Institutions / Banks														
(g) Insurance Companies														
(h) Provident Funds / Pension Funds														
(i) Any Other (specify)														
Sub Total		0	0	0	0	0	0.0000	0	0	0.0000	0	0.0000	NA	0
Central Government / State Government(s) / President of India														
(2)														
(3) Non-Institutions														
(a) Individuals														
i. Individual shareholders holding nominal share capital upto Rs.2 lakhs		1485	401880	0	0	401880	5.8419	401880	0	401880	5.8419	0	0.0000	NA
ii. Individual shareholders holding nominal share capital in excess of Rs.2 lakhs		2	145343	0	0	145343	2.1128	145343	0	145343	2.1128	0	0.0000	NA
TANVI JIGNESH MEHTA	AAFFD1519C	1	105343	0	0	105343	1.5313	105343	0	105343	1.5313	0	0.0000	NA
(b) NBF-Cs registered with RBI														
(c) Employee Trusts														
(d) Overseas Depositories (Holding DRs) (balancing figure)														
(e) Any Other (specify)														
Bodies Corporate		17	1223398	0	0	1223398	17.7838	1223398	0	1223398	17.7838	0	0.0000	NA
EVERSAFE DISTRIBUTORS (P) LTD	AABCF5132B	1	312702	0	0	312702	4.5455	312702	0	312702	4.5455	0	0.0000	NA
FLEXCO SUPPLIERS PRIVATE LTD	AAACF9216G	1	290624	0	0	290624	4.2246	290624	0	290624	4.2246	0	0.0000	NA
ADBBHU SUPPLIERS PVT LTD	AAFCAS982R	1	278015	0	0	278015	4.0413	278015	0	278015	4.0413	0	0.0000	NA




Table III - Statement Showing shareholding pattern of the Public shareholder as on 31/12/2020

Category & Name of the Shareholders (I)	Nos of shareholders (III)	No. of fully paid up equity shares held (IV)	Partly paid up equity shares held (V)	Nos. of shares underlying Depository Receipts (VI)	Shareholding % calculated as per SCRR, 1957) As a % of (A+B+C2) (VII)	Number of Voting Rights held in each class of securities (IX)			Shareholding as a % assuming full conversion of convertible securities (as a percentage of diluted share capital) (XI)=(VII)+(X) As a % of A+B+C2)	Number of Locked in shares (XII)		Number of shares pledged or otherwise encumbered (XIII)	Number of equity shares held in dematerialized form (XIV)
						No of Voting Rights				No of shares underlying convertible securities (including Warrants) (X)	As a % of total shares held (b) (a)		
						Class x	Class y	Total				Total as a % of Total Voting rights	No. (a)
GANGOTRI VYAPAR PRIVATE LIMITED	1	245385	0	0	3.5670	245385	0	3.5670	0	0.0000	NA	245385	
SHRINE VANLIYA PVT LTD	1	87200	0	0	1.2676	87200	0	1.2676	0	0.0000	NA	0	
Clearing Member	10	3633	0	0	0.0528	3633	0	0.0528	0	0.0000	NA	3633	
Non Resident Individual	11	1946	0	0	0.0283	1946	0	0.0283	0	0.0000	NA	1946	
Sub Total	1525	1776200	0	0	25.8195	1776200	0	25.8195	0	0.0000	NA	1626234	
Total Public Shareholding (B)=(I)+(B)(2)+(B)(3)	1525	1776200	0	0	25.8195	1776200	0	25.8195	0	0.0000	NA	1626234	



Category & Name of the Shareholders (I)	PAN (II)	No of shareholders (III)	No. of fully paid up equity shares held (IV)	Partly paid-up equity shares held (V)	Nos. of shares underlying Depository Receipts (VI)	Total nos. shares held (VII)=(IV) + (V)+(VI)	Shareholding % calculated as per SCRR, 1957, As a % of (A+B+C2) (VIII)	Number of Voting Rights held in each class of securities (IX)		Total Shareholding as a % assuming full conversion of convertible securities (as a percentage of diluted share capital) (XI)=(VII)+(X) As a % of (A+B+C2)	Number of Locked in shares (XII)	Number of shares pledged or otherwise encumbered (XIII)	As a % of total shares (Not held) (Not applicable) (a) (b) (XIV)
								No of Voting Rights Class x	Class y Total				
(1) Custodian / DR Holder													
(2) Employee Benefit Trust (under SEBI (Share based Employee Benefit) Regulations, 2014)													
Total Non Promoter - Non Public Shareholding (C)=(I)+(C)(2)			0	0	0	0	0.0000	0	0	0.0000	0	0.0000	NA
													0



Table iv - Statement Showing shareholding pattern of the Non Promoter - Non Public shareholder as on 31/12/2020

Category & Name of the Shareholders (I) Custodian / DR Holder	PAN (II)	No of shareholders (III)	No. of fully paid up equity shares held (IV)	Partly paid up equity shares held (V)	Nos. of shares underlying Depository Receipts (VI)	Total nos. shares held (VII)=(IV) + (V) + (VI)	Shareholding % as per SCRR, 1957 As a % of (A+B+C2) (VIII)	Number of Voting Rights held in each class of securities (IX)			Total Shareholding as a % assuming full conversion of convertible securities (as a percentage of diluted share capital) (XI)=(VII)+(X) As a % of (A+B+C2)	Number of Locked in shares (XII)	Number of shares pledged or otherwise encumbered (XIII)		Number of equity shares held in dematerialized form (XIV)			
								Class x	Class y	Total			No. (a)	As a % of total shares held (b)		No. (a)	As a % of total shares held (b)	
																		No. (a)
(1) Employee Benefit Trust (under SEBI (Share based Employee Benefit) Regulations, 2014)			0	0	0	0	0.0000	0	0	0	0	0.0000	0	0.0000	0	0	0	0
(2) Total Non Promoter - Non Public Shareholding (C)=(C1)+(C2)			0	0	0	0	0.0000	0	0	0	0	0.0000	0	0.0000	0	0	0	0




TERAI TEA CO. LTD.

Annexure

Table V - Statement showing details of significant beneficial owners as on 31/12/2020

Sr No	Details of the (SBO)		Details of the registered owner				Whether by virtue of: (III)			Date of creation / acquisition of significant beneficial interest (IV)	
	(I)		(II)				Voting rights (%)	Rights on distributable dividend or any other distribution (%)	Exercise of control		Exercise of significant influence
	Name	PAN / Passport No. in case of a foreign national	Name	PAN / Passport No. in case of a foreign national	Nationality	Shares (%)					
1	Ajit Kumar Agarwala		Ajit Kumar Agarwala	AFRPA2183G	INDIAN	2576800	37.4573				
2	SHASHIKALA AGARWALA		SHASHIKALA AGARWALA	AEWPA8198P	INDIAN	1898800	27.6016				
	Total					4475600	65.0589				







TERAI TEA CO. LTD.			
Distribution Schedule as on 31/12/2020			
Share Holding	No of Holders	% age	No of Shares
Upto 50	674	44.0523	4914
51 to 100	319	20.8497	31041
101 to 150	32	2.0915	4323
151 to 250	186	12.1569	37644
251 to 500	157	10.2614	65367
501 to 5000	144	9.4118	205895
Above 5000	18	1.1765	6530116
Grand Total	1530	100.0000	6879300
Distribution Schedule as on 31/12/2020			
Share Holding	No of Holders	% age	No of Shares
Upto 500	1368	89.4118	143289
501 to 1000	77	5.0327	63489
1001 to 2000	40	2.6144	58945
2001 to 3000	18	1.1765	46714
3001 to 4000	3	0.1961	9484
4001 to 5000	6	0.3922	27263
5001 to 10000	3	0.1961	22525
Above 10000	15	0.9804	6507591
Grand Total	1530	100.0000	6879300
Distribution Schedule as on 31/12/2020			
Notional Value of (Rs.)	No of Holders	% age	Amount (Rs.)
Upto 5000	1368	89.4118	1432890
5001 to 10000	77	5.0327	634890
10001 to 20000	40	2.6144	589450
20001 to 30000	18	1.1765	467140
30001 to 40000	3	0.1961	94840
40001 to 50000	6	0.3922	272630
50001 to 100000	3	0.1961	225250
Above 100000	15	0.9804	65075910
Grand Total	1530	100.0000	68793000



TERAI TEA CO. LTD		Shareholding Summary as on 31/12/2020		As per Folio/Client Id		As per PAN	
Form	No of Records	No of Shares	No of Records	No of Shares	Form	No of Records	No of Shares
PHYSICAL	385	149966	384	149966	PHYSICAL	384	149966
NSDL	646	6308074	619	6308074	NSDL	619	6308074
CDSL	588	421260	566	421260	CDSL	566	421260
<b>TOTAL</b>	<b>1619</b>	<b>6879300</b>	<b>1569</b>	<b>6879300</b>	<b>TOTAL</b>	<b>1569</b>	<b>6879300</b>