

**Format of holding of specified securities**

Annexure - I

1. Name of Listed Entity: TERAI TEA CO. LTD. (CIN:L51226WB1973P1C029009)
2. Scrip Code 530533 Name of Scrip :- Class of Security Equity
3. Share Holding Pattern Filed under : Reg. 31(1)(a)/Reg. 31(1)(b)/Reg. 31(1)(c)
  - a. If under 31 (1)(b) then indicate the report for Quarter ending: 30/09/2020
  - b. If under 31(1)(c) then indicate date of allotment/extinguishment

4. Declaration : The Listed entity is required to submit the following declaration to the extent of submission of information:-

Particulars		Yes*	No*
1	Whether the Listed Entity has issued any partly paid up shares?		No
2	Whether the Listed Entity has issued any Convertible Securities or Warrants?		No
3	Whether the Listed Entity has any shares against which depository receipts are issued?		No
4	Whether the Listed Entity has any shares in Locked-in?		No
5	Whether any shares held by promoters are pledge or otherwise encumbered?		No

\* If the Listed Entity selects the option 'No' for the questions above, the column for the partly paid up shares, Outstanding Convertible Securities/Warrants, depository receipts, locked-in shares, No of shares pledged or otherwise encumbered by promoters, as applicable, shall not be displayed at the time of dissemination on the Stock Exchange website. Also wherever there is 'No' declared by Listed Entity in above table the values will be considered as 'Zero' by default on submission of the format of holding of specified securities.

5. The tabular format for disclosure of holding of specified securities is as follows:-




Table 1 - Summary Statement holding of specified securities as on 30/09/2020

(A)	Category of shareholder (i)	Nos. of shareholdrs (ii)	No. of fully paid up equity shares held (iv)	No. of Partly paid-up equity shares held (v)	No. of shares underlying Depository Receipts (vi)	Total nos. shares held (vii)=(iv)+(v)+(vi)	Shareholding as a % of total nos. of shares (calculated as per SCRR, 1957) As a % of (A+B+C2) (viii)	Number of Voting Rights held in each class of securities (ix)			No of shares underlying convertible securities (including Warrants) (x)	Shareholding as a % assuming convertible securities (as a percentage of diluted share capital) (xi)=(vii)+(x) As a % of (A+B+C2) 74.1805	Number of Locked in shares (xii)		Number of shares pledged or otherwise encumbered (xiii)	Number of equity shares held in dematerialized form (xiv)
								Class eg: x	No of Voting Rights Class eg: y	Total			As a % of total shares held (b)	No. (a)		
(B)	Promoter & group	5	5103100	0	0	5103100	74.1805	5103100	0	5103100	0	0	0	0	0	5103100
(C)	Public	1476	1776200	0	0	1776200	25.8195	1776200	0	1776200	0	0.0000	NA	NA	NA	1626234
(C1)	Non Promoter - Non Public															
(C2)	Shares held by Employees Trusts						NA									
	Total	1481	6879300	0	0	6879300	100.0000	6879300	0	6879300	0	100.0000				6729334



TERAL TEA CO. LTD  
Table II - Statement Showing Shareholding pattern of the Promoter and Promoter Group as on 30/09/2020

(1)	(2)	(3)	(4)	(5)	(6)	(7)	(8)	(9)	(10)	(11)	Number of Voting Rights held in each class of securities (X)			(12)	(13)	(14)	(15)	(16)	(17)	(18)
											No of Voting Rights	Class y	Total							
(a)	Category & Name of the Shareholders (i)	PAN (ii)	Nos. of shares held (iii)	No. of fully paid up equity shares held (iv)	Partly paid-up equity shares held (v)	Nos. of shares underlying Depository Receipts (vi)	Total nos. shares held (vii)=(iv)+(v)+(vi)	Shareholding % calculated as per SCRR, 1957) As a % of (A+B+C2) (viii)	Class x	Class y	Total	Total as a % of Total Voting rights (X)	No of underlying convertible securities (as a percentage of diluted share capital) (X)=(viii)+(X)+(A+B+C2)	Number of Locked in shares (Xii)	As a % of total shares held (b)	Number of shares pledged or otherwise encumbered (Xiii)	As a % of total shares held (b)	Number of equity shares held in dematerialized form (Xv)		
(b)	Individuals/Hindu undivided Family		2	4475600	0	0	4475600	65.0589	4475600	0	4475600	65.0589	65.0589	0	0.0000	0	0.0000	4475600		
	Alli Kumar Agarwala	AFRPA2183G	1	2576800	0	0	2576800	37.4573	2576800	0	2576800	37.4573	37.4573	0	0.0000	0	0.0000	2576800		
	SHASHIKALA AGARWALA	AEWPA8198P	1	1898800	0	0	1898800	27.6016	1898800	0	1898800	27.6016	27.6016	0	0.0000	0	0.0000	1898800		
(c)	Financial Institutions/Banks																			
(d)	Any Other (specify)																			
	Bodies Corporate		3	627500	0	0	627500	9.1216	627500	0	627500	9.1216	9.1216	0	0.0000	0	0.0000	627500		
	ABHIJIT TEA COMPANY PVT. LTD	AAACA3215A	1	470000	0	0	470000	6.8321	470000	0	470000	6.8321	6.8321	0	0.0000	0	0.0000	470000		
	TERAI FINANCIAL SERVICES PRIVATE LIMITED	AA8CT3644R	1	127500	0	0	127500	1.8534	127500	0	127500	1.8534	1.8534	0	0.0000	0	0.0000	127500		
	JALDACA TEA PLANTATIONS PRIVATE LIMITED	AAACJ7109G	1	30000	0	0	30000	0.4361	30000	0	30000	0.4361	0.4361	0	0.0000	0	0.0000	30000		
(2)	Foreign Individuals (Non-Resident Individuals/Foreign Individuals)		5	5103100	0	0	5103100	74.1805	5103100	0	5103100	74.1805	74.1805	0	0.0000	0	0.0000	5103100		
(a)	Government																			
(b)	Institutions																			
(c)	Foreign Portfolio Investor																			
(d)	Any Other (specify)																			
(e)	Sub Total		0	0	0	0	0	0.0000	0	0	0	0.0000	0.0000	0	0.0000	0	0.0000	0		
	Total Shareholding of Promoter and Promoter Group		5	5103100	0	0	5103100	74.1805	5103100	0	5103100	74.1805	74.1805	0	0.0000	0	0.0000	5103100		



	Category & Name of the Shareholders (I)	PAN (II)	Nos. of shareholder (III)	No. of fully paid up equity shares held (IV)	Partly paid-up equity shares held (V)	Nos. of shares underlying Depository Receipts (VI)	Total nos shares held (VII)=(IV)+(V)+(VI)	Shareholding % calculated as per SCRR, 1957) As a % of (A+B+C2) (VIII)	Number of Voting Rights held in each class of securities (IX)			Total as a % of Total Voting rights (X)	No of shares underlying convertible securities (including Warrants) (XI)	Shareholding as a % assuming full conversion of convertible securities (as a percentage of diluted share capital) (X)=(VII)+(XI) As a % of A+B+C2)	Number of Locked in shares (XII)		Number of shares pledged or otherwise encumbered (XIII)	Number of equity shares held in dematerialized form (XIV)
									Class x	Class Y	Total				(a)	(b)		
(a)	Mutual Funds / UTI																	
(b)	Venture Capital Funds																	
(c)	Alternate Investment Funds																	
(d)	Foreign Venture Capital Investors																	
(e)	Foreign Portfolio Investors																	
(f)	Financial Institutions / Banks																	
(g)	Insurance Companies																	
(h)	Provident Funds / Pension Funds																	
(i)	Any Other (specify)																	
	Sub Total		0	0	0	0	0	0.0000	0	0	0	0.0000	0	0.0000	0	0.0000	NA	0
(2)	Central Government / State Government(s) / President of India																	
(3)	Non-Institutions																	
(a)	Individuals-																	
	i. Individual shareholders holding nominal share capital upto Rs.2 lakhs		1448	412074	0	0	412074	5.9901	412074	0	412074	5.9901	0	5.9901	0	0.0000	NA	351108
	ii. Individual shareholders holding nominal share capital in excess of Rs.2 lakhs		2	139097	0	0	139097	2.0220	139097	0	139097	2.0220	0	2.0220	0	0.0000	NA	139097
(b)	TANVI JIGNESH MEHTA	AAFFD1519C	1	99097	0	0	99097	1.4405	99097	0	99097	1.4405	0	1.4405	0	0.0000	NA	99097
(c)	NBFIs registered with RBI																	
(c)	Employee Trusts																	
(d)	Overseas Depositories (holding DRs) (balancing figure)																	
(e)	Any Other (specify)																	
	Bodies Corporate		17	1223443	0	0	1223443	17.7844	1223443	0	1223443	17.7844	0	17.7844	0	0.0000	NA	1134443
	EVERSAFE DISTRIBUTORS (P) LTD	AABCE5132B	1	312702	0	0	312702	4.5455	312702	0	312702	4.5455	0	4.5455	0	0.0000	NA	312702

Table III - Statement Showing shareholding pattern of the Public shareholder as on 30/09/2020

Category & Name of the Shareholders (I)	PAN (II)	Nos. of sharehold ers (III)	No. of fully paid up equity shares held (IV)	Partly paid-up equity shares held (V)	Nos. of shares Depository Receipts (VI)	Total nos. shares held (VII)=(IV)+(V)+(VI)	Shareholding % calculate d as per SCRR, 1957) As a % of (A+B+C2) (VIII)	Number of Voting Rights held in each class of securities (X)		No of shares outstanding convertible securities (including Warrants) (X)	Shareholding as a % assuming full conversion of convertible securities (as a percentage of diluted share capital) (XI)=(VII)+(X) As a % of (A+B+C2)	Number of Locked In shares (XII)	Number of shares pledged or otherwise encumbered (XIII)	Number of total equity shares held in dematerial ized form (XIV)	
								Class x	Class y						
FLEXCO SUPPLIERS PRIVATE LTD	AAACF9216G	1	290624	0	0	290624	4.2246	290624	0	0	4.2246	0	0.0000	NA	290624
ADBHUT SUPPLIERS PVT LTD	AAFCA3982R	1	278015	0	0	278015	4.0413	278015	0	0	4.0413	0	0.0000	NA	278015
GANGOTTRI VYAPAR PRIVATE LIMITED	AACCG4465G	1	245385	0	0	245385	3.5670	245385	0	0	3.5670	0	0.0000	NA	245385
SHRINE VANIYA PVT LTD	AANCS3414Q	1	87200	0	0	87200	1.2676	87200	0	0	1.2676	0	0.0000	NA	87200
Clearing Member		1	50	0	0	50	0.0007	50	0	0	0.0007	0	0.0000	NA	50
Non Resident Individual		8	1536	0	0	1536	0.0223	1536	0	0	0.0223	0	0.0000	NA	1536
Sub Total		1476	1776200	0	0	1776200	25.8195	1776200	0	0	25.8195	0	0.0000	NA	1626234
Total Public Shareholding		1476	1776200	0	0	1776200	25.8195	1776200	0	0	25.8195	0	0.0000	NA	1626234
(B)=(B)(1)+(B)(2)+(B)(3)															1626234





Table IV - Statement Showing shareholding pattern of the Non Promoter - Non Public shareholder as on 30/09/2020

(1) Category & Name of the Shareholders (I) Custodian / DR Holder	PAN (II)	No of sharehold ers (III)	No. of fully paid up equity shares held (IV)	Partly paid-up equity shares held (V)	Nos. of Shares underlying Depository Receipts (VI)	Total nos. share held (VII)=(IV) + (V)+(VI)	Shareholding % calculated as per SCRR, 1957) As a % of (A+B+C2 (VIII)	Number of Voting Rights held in each class of securities (X)			Total as a % of Total Voting rights (X)	No of shares convertible securities (including Warrants) (X)	Total Shareholding as a % assuming full conversion of convertible securities (as a percentage of diluted share capital) (XI)=(VII)+(X) As a % of A+B+C2)	Number of Locked In shares (XII)	Number of shares pledged or otherwise encumbered (XIII)	Number of equity shares held in dematerialized form (XIV)
								Class X	Class Y	Total						
(2) Employee Benefit Trust (under SEBI (Share based Employee Benefit) Regulations, 2014)								0	0	0	0.0000	0	0	0	0	0
Total Non Promoter - Non Public Shareholding (C)=(C1)+(C2)		0	0	0	0	0	0.0000	0	0	0	0.0000	0	0	0	0	0




Sr No	Name	Details of the (SBO) (i)		Details of the registered owner (ii)		Details of holding / exercise of right of the SBO in the reporting company, whether direct or indirect: (iii)			Date of creation / acquisition of significant beneficial interest (iv)	
		PAN / Passport No. in case of a foreign national	Nationality	PAN / Passport No. in case of a foreign national	Nationality	Shares (%)	Voting rights (%)	Rights on distributable dividend or any other distribution (%)		Exercise of control
1				Agarwala Ajiit Kumar	INDIAN	2576800	37.4573			
1				SHASHIKALA AGARWALA	INDIAN	1898800	27.6016			
1	Total				INDIAN	4475600	65.0589			





TERAI TEA CO. LTD.			
Distribution Schedule as on 30/09/2020			
Share Holding	No of Holders	% age	No of Shares
% age			
Upto 50	651	43.9568	4649
51 to 100	305	20.5942	29610
101 to 150	32	2.1607	4318
151 to 250	178	12.0189	35816
251 to 500	153	10.3309	63002
501 to 5000	142	9.5881	198089
Above 5000	20	1.3504	6543816
Grand Total	1481	100.0000	6879300
Distribution Schedule as on 30/09/2020			
Share Holding	No of Holders	% age	No of Shares
% age			
Upto 500	1319	89.0614	137395
501 to 1000	80	5.4018	65628
1001 to 2000	38	2.5658	56334
2001 to 3000	15	1.0128	39291
3001 to 4000	4	0.2701	13766
4001 to 5000	4	0.2701	13766
5001 to 10000	5	0.3376	23070
Above 10000	16	1.0804	6514468
Grand Total	1481	100.0000	6879300
Distribution Schedule as on 30/09/2020			
Notional Value of (Rs.)	No of Holders	% age	Amount (Rs.)
% age			
Upto 5000	1319	89.0614	1373950
5001 to 10000	80	5.4018	656280
10001 to 20000	38	2.5658	563340
20001 to 30000	15	1.0128	392910
30001 to 40000	4	0.2701	137660
40001 to 50000	4	0.2701	137660
50001 to 100000	5	0.3376	230700
Above 100000	16	1.0804	65144680
Grand Total	1481	100.0000	68793000





TERAI TEA CO. LTD.		Shareholding Summary as on 30/09/2020	
As per Folio/Client Id		As per PAN	
Form	No of Records	No of Records	No of Shares
PHYSICAL	385	384	149966
NSDL	626	600	6304532
CDSL	553	531	424802
<b>TOTAL</b>	<b>1564</b>	<b>1515</b>	<b>6879300</b>